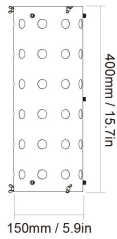



Winnerwell® Titanium Heat Protector for M/L nested pipe




- **Material:** Titanium
- **Stowed Dimension:** 150(L)mm×90(W)mm×400(H)mm/5.9(L)in×3.5(W)in×15.7(H)in
- **Assembly Diameter:** 150mm / 5.9in
- **Assembly Length:** 400mm / 15.7in
- **Net Weight:** Approx. 0.34kg / 0.75lbs

■ Assembly Instruction

1. Part Details




Heat Shield×1



Support Clamp×2

2. Remove the bolts from all parts




7 in total

3. Screw the bolt to the heat shield



4. Assemble the support clamps



5. Put the nested pipe(s) into the heat protector, adjust to your intended height and tighten the wing bolts on both ends to lock the connection.



Tighten the wing bolt(s)

6. Usage Demonstration



It is recommended to use two Titanium Heat Protectors at a time when the angle between the protector and the tent/shelter is less than 30 degrees.

